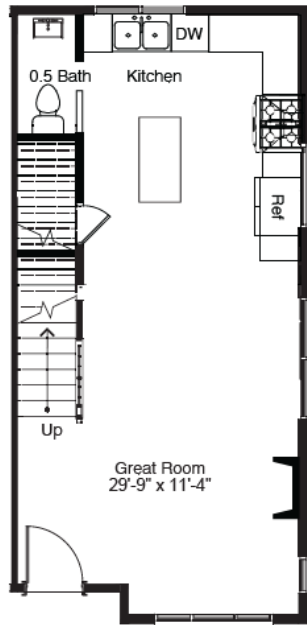
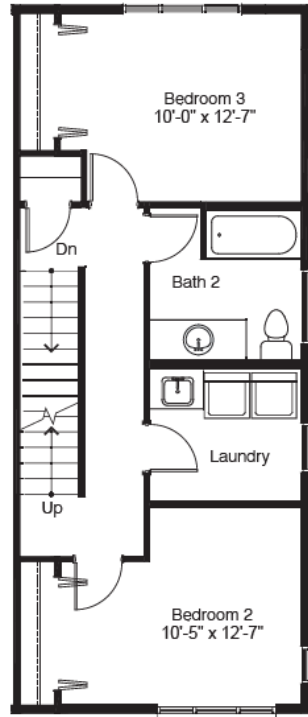




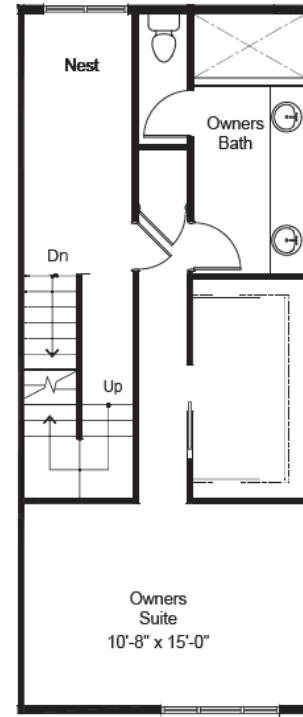
SOUTH C 1



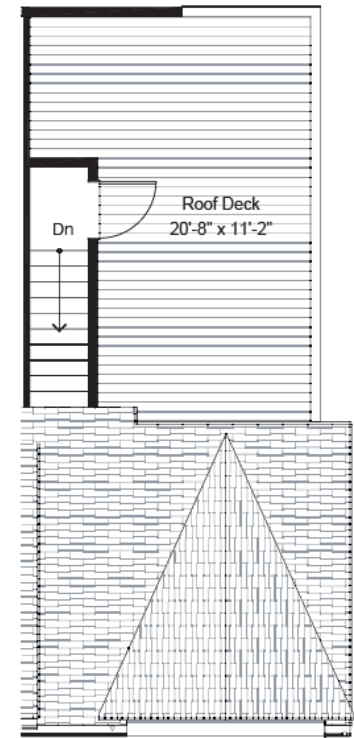
1



2




3



4

8324A 13TH AVE NW, SEATTLE, WA 98117
APPROX 1810 SF | 3 BEDS | 2.25 BATHS | NEST | 1 PARKING | OPEN CONCEPT

 Floor plans are provided for illustrative and general informational purposes only. In a continuing effort to improve our products and designs, final construction elevations, square footages, floor plan layouts and/or materials and colors may vary. Buyer to verify all information to their own satisfaction.